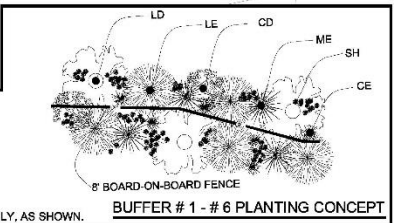
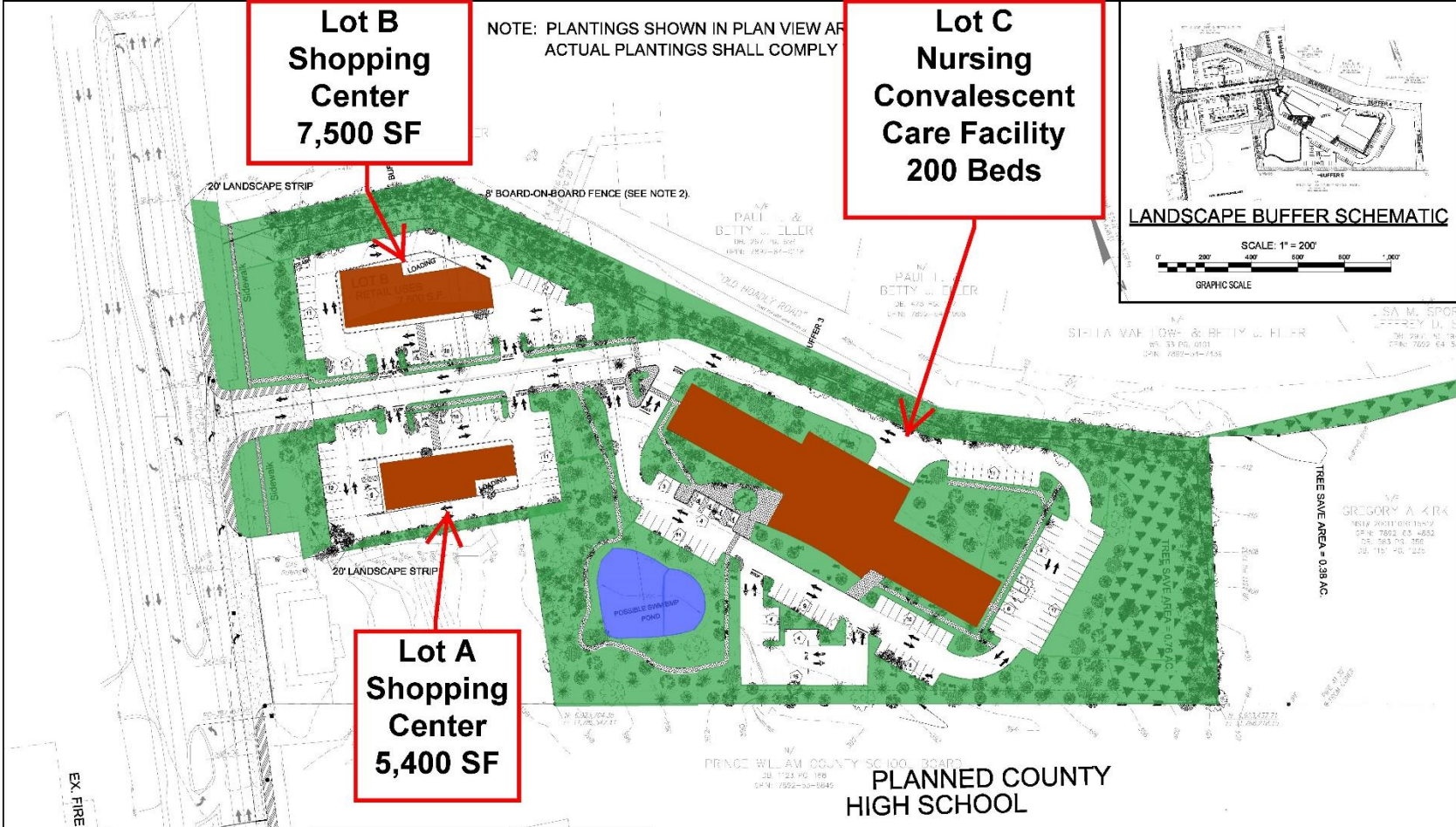
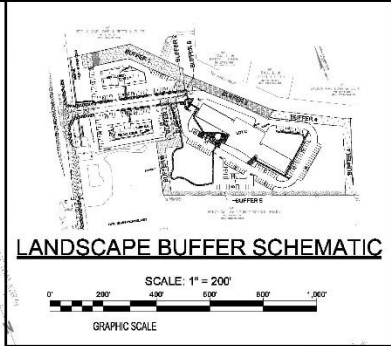


NOTE: PLANTINGS SHOWN IN PLAN VIEW ARE NOT THE ACTUAL PLANTINGS SHALL COMPLY

**Lot B
Shopping
Center
7,500 SF**

**Lot C
Nursing
Convalescent
Care Facility
200 Beds**

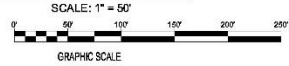
**Lot A
Shopping
Center
5,400 SF**



50 - 320 P.U. / 100'
SEE TABULATION, SHEET 4.

LD = LARGE DECIDUOUS
CD = COMPACT DECIDUOUS
LE = LARGE EVERGREEN
ME = MEDIUM EVERGREEN
CE = COMPACT EVERGREEN
SH = SHRUB

LANDSCAPE PLAN



NOTES:

- (1) FOR BUFFER TABULATION AND DESCRIPTION, SEE SHEET 4.
- (2) BOARD-ON-BOARD FENCE SHALL BE CONSTRUCTED ON LOTS B AND C AS EACH OF THESE LOTS IS INDIVIDUALLY DEVELOPED.

Hish and Company
CIVIL ENGINEERING PROFESSIONALS
PLAN DATE: 8/31/10
REV. THRU 11/01/15

Hish and Company, LLC
1000 West 10th Street
Ft. Lauderdale, FL 33304
Phone: (754) 344-2011
Fax: (754) 344-2020
Cell: (754) 344-2022
www.hishandcompany.com

LANDSCAPE PLAN
GDP -- REZ # PLN 2009-00403 GEISLER PROPERTY
ROUTE 234
2009-00403
COLES MAGISTERIAL DISTRICT, PRINCE WILLIAM COUNTY, VIRGINIA

REZ # PLN 2009-00403
COUNTY PLAN NUMBER



DATE	DESCRIPTION
12/20/10	SINGLE AREA
02/11/11	NEW LAYOUT
4/14/11	ADD 20' STRIP
3/13/11	ADD FENCE R
	MOD. PKGS.
12/21/11	MOD. USES
03/07/12	FRONTAGE
10/21/11	SEWER/WALK
10/28/15	ADD RETAIL (A&S)

GAH GAH GAH
DESIGN DRAWN CHWD
SCALE 1" = GRAPHIC
JOB No.
DATE: November 2015
FILE No.